ROTEX® DKM
Flexible jaw couplings

Double-cardanic shaft coupling



Components

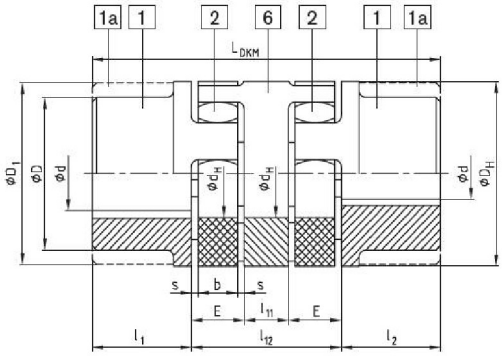

Type DKM

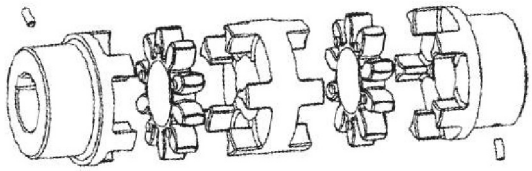

ROTEX® Type DKM (No. 018)															
Größe	Ød, ØD, ØD1	Spider (part 2) Rated torque [Nm] 1		Dimensions [mm]									Max. displacement with n = 1500 rpm		
		92 Sh-A	98 Sh-A	D_H	d_H	l_1; l_2	l_{11}	l_{12}	E	s	b	L_{DKM}	Radial [mm]	Angular [°]	Axial [mm]
19	See jaw couplings on page 34 to 39 / Stock programme/basic programme on page 32 and 33	10	17	40	18	25	10	42	16	2,0	12	92	0,45	1,0	+1,2/-1,0
24		35	60	55	27	30	16	52	18	2,0	14	112	0,59	1,0	+1,4/-1,0
28		95	160	65	30	35	18	58	20	2,5	15	128	0,66	1,0	+1,5/-1,4
38		190	325	80	38	45	20	68	24	3,0	18	158	0,77	1,0	+1,8/-1,4
42		265	450	95	46	50	22	74	26	3,0	20	174	0,84	1,0	+2,0/-2,0
48		310	525	105	51	56	24	80	28	3,5	21	192	0,91	1,0	+2,1/-2,0
55		410	685	120	60	65	28	88	30	4,0	22	218	1,01	1,0	+2,2/-2,0
65		625	940	135	68	75	32	102	35	4,5	26	252	1,17	1,0	+2,6/-2,0
75		1280	1920	160	80	85	36	116	40	5,0	30	286	1,33	1,0	+3,0/-3,0
90		2400	3600	200	100	100	40	130	45	5,5	34	330	1,48	1,0	+3,4/-3,0

[1]) For selection please see page 10 et seqq.
Finish bore according to ISO fit H7, feather keyway according to DIN 6885 sheet 1 - JS9

Ordering example:	ROTEX® 38	DKM	GJL	98 Sh-A	1	Ø 38	1	Ø30
	Coupling size	Type	Material	Spider hardness	Component	Finish bore	Component	Finish bore